

## Havelock Academy Key Stage 5 performance in 2016

### Information obtained from the Department for Education's School Performance Tables

#### A-Levels

The progress students have made at A-Level compared with students across England:

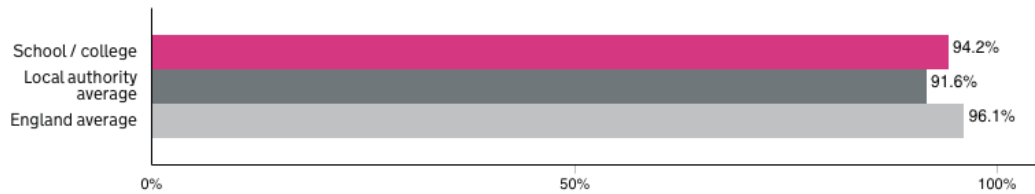
School / college score Confidence interval	<b>-0.22</b> -0.48 to +0.03 171 entries
Well above national average (about 4% of schools in England)	
Above national average (about 12% of schools in England)	
Average (about 60% of schools in England)	●
Below national average (about 20% of schools in England)	
Well below national average (about 4% of schools in England)	
National average	0.00

The average grade that students achieve:

School / college	<b>D-</b>	(17.38 points)
Number of Students	71	
North East Lincolnshire average (Local Authority)	<b>C-</b>	(26.04 points)
National Average	<b>C+</b>	(31.79 points)

## Percentage of students completing their main study programme:

Number of students enrolled to study mainly A levels: 52



## Applied general qualifications

The progress students have made in applied general qualifications compared with students across England:

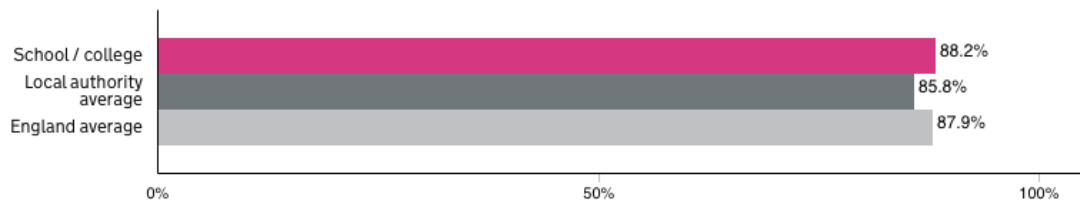
School / college score Confidence interval	<b>+0.16</b> -0.11 to +0.43 70 entries
Well above national average (about 4% of schools in England)	
Above national average (about 32% of schools in England)	
Average (about 40% of schools in England)	●
Below national average (about 20% of schools in England)	
Well below national average (about 4% of schools in England)	
National average	0.00

### The average grade that students achieved:

School / college	<b>Dist</b>	(34.03 points)
Number of Students	46	
North East Lincolnshire average (Local Authority)	<b>Dist-</b>	(32.04 points)
National Average	<b>Dist</b>	(34.69 points)

### Percentage of students completing their main study programme:

Number of students enrolled to study mainly Applied General qualifications: 34



### Tech levels (occupational qualifications)

#### Completion and attainment:

Number of Tech Level learning aims (total number of qualifications studied by all students): SUPP

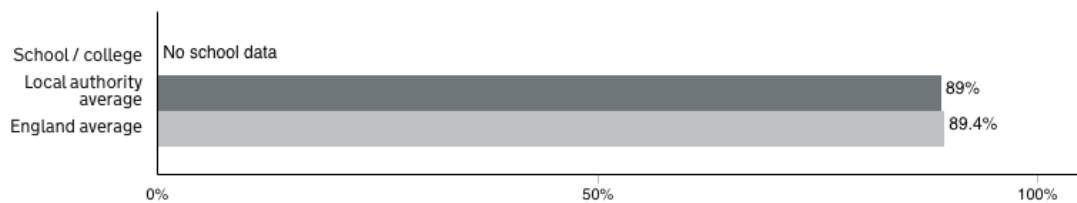
	School / college	North East Lincolnshire average (local authority) - state funded schools / colleges	England average- state funded schools / colleges
<b>Completion and attainment score</b>	SUPP	-0.12	0.00

### Average grade that students achieved:

School / college	<b>NE</b>	( points)
Number of Students	NE	
North East Lincolnshire average (Local Authority)	<b>Merit+</b>	(27.53 points)
National Average	<b>Dist-</b>	(30.77 points)

### Percentage of students completing their main study programme:

Number of students enrolled to study mainly Tech Levels: SUPP



### English and Maths

	Number of students	School / college	North East Lincolnshire average (local authority) - state funded 16-18 schools / colleges	England average - state funded 16-18 schools / colleges
English	15	0.80	-0.12	-0.10
Mathematics	18	0.28	-0.23	-0.13

### Student destinations (education and employment after 16 to 18)

Number of students: 50 students

